



Executive Summary - 2017-2018 MS/HS Climate Survey- Spring

This report summarizes some of the main findings from the student data collected at your school. You are encouraged to review this Executive Summary in conjunction with the full data summary provided in the Quick Report. A flag  is provided by questions to indicate possible areas of concern. If no  is provided, then no areas were identified as areas of possible concern. The original question name from the full data summary appears after each question so that you can refer to those graphs for additional information.

School Name: Broadneck High School
Total Responses: Completed: 761
 Did Not Complete: 76
 Total: 837

SAFETY - PHYSICAL SAFETY

Question Name: SV1
Question: I feel safe at this school
Question Responses: 814

Answer	Responses	Your School %	Project Average %
strongly agree / agree	690	84.77%	75.70%
disagree / strongly disagree	124	15.23%	24.30%

Question Name: SV12
Question Header: Based on your experience, how much of a problem at this school is
Question: Harassment or bullying of students
Question Responses: 814

Answer	Responses	Your School %	Project Average %
large problem / somewhat a problem	355	43.61%	50.29%
small problem / not a problem	459	56.39%	49.71%

SAFETY - BULLYING


Question Name: BU1
Question: During the current school year have you been bullied?
Question Responses: 811

Answer	Responses	Your School %	Project Average %
Yes	172	21.21%	20.90%
No	639	78.79%	79.10%

SAFETY - SOCIAL-EMOTIONAL WELLBEING

Question Name: EI1
Question: It is okay to hit someone if they hit me first
Question Responses: 791

Answer	Responses	Your School %	Project Average %
strongly agree / agree	527	66.62%	72.08%
disagree / strongly disagree	264	33.38%	27.92%

Question Name: EI12
Question: I feel depressed 
Question Responses: 791

Answer	Responses	Your School %	Project Average %
--------	-----------	---------------	-------------------

almost always / often	187	23.64%	23.84%
sometimes / never	604	76.36%	76.16%

Flag Answers: almost always / often

Flag Threshold: 18.00%

SAFETY - SUBSTANCE USE

Question Name: AD2

Question Header: During the past 30 days, how many days did you

Question: Have at least 1 drink of alcohol

Question Responses: 809

Answer	Responses	Your School %	Project Average %
0 days	587	72.56%	73.10%
1-2 days / 3-5 days / 6-9 days / 10-19 days / 20-29 days / all 30 days	222	27.44%	26.90%

ENGAGEMENT - RELATIONSHIPS AND CONNECTEDNESS

Question Name: CO1

Question: I feel like I belong

Question Responses: 801

Answer	Responses	Your School %	Project Average %
strongly agree / agree	569	71.04%	66.15%
disagree / strongly disagree	232	28.96%	33.85%

Question Name: CO8

Question: My teachers care about me

Question Responses: 800

Answer	Responses	Your School %	Project Average %
strongly agree / agree	622	77.75%	75.71%
disagree / strongly disagree	178	22.25%	24.29%

ENGAGEMENT - SCHOOL PARTICIPATION AND ACADEMIC EMPHASIS

Question Name: SE7

Question: I like this school

Question Responses: 802

Answer	Responses	Your School %	Project Average %
strongly agree / agree	542	67.58%	60.57%
disagree / strongly disagree	260	32.42%	39.43%

Question Name: AE3

Question: My teachers encourage me to work hard in my classes

Question Responses: 802

Answer	Responses	Your School %	Project Average %
strongly agree / agree	649	80.92%	78.71%
disagree / strongly disagree	153	19.08%	21.29%

ENGAGEMENT - PARENT INVOLVEMENT


Question Name: FI1

Question: My parent(s) or guardian(s) feels welcome at this school

Question Responses: 793

Answer	Responses	Your School %	Project Average %
strongly agree / agree	662	83.48%	77.53%
disagree / strongly disagree	131	16.52%	22.47%

Question Name: FI4

Question: The school tries to involve parents or guardians 

Question Responses: 795


Answer	Responses	Your School %	Project Average %
strongly agree / agree	444	55.85%	56.39%
disagree / strongly disagree	351	44.15%	43.61%

Flag Answers: disagree / strongly disagree

Flag Threshold: 40.00%

ENGAGEMENT - CULTURE OF INCLUSION AND EQUITY

Question Name: AE6

Question: Teachers believe all students can do well if they try 

Question Responses: 801

Answer	Responses	Your School %	Project Average %
strongly agree / agree	621	77.53%	77.61%
disagree / strongly disagree	180	22.47%	22.39%

Flag Answers: disagree / strongly disagree

Flag Threshold: 20.00%

Question Name: FC8

Question: The school provides instructional materials that reflect my culture, ethnicity, and identity

Question Responses: 779

Answer	Responses	Your School %	Project Average %
strongly agree / agree	424	54.43%	54.34%
disagree / strongly disagree	355	45.57%	45.66%

ENVIRONMENT - ORDER AND DISCIPLINE

Question Name: OD5

Question: Disruptions by other students can get in the way of my learning

Question Responses: 787

Answer	Responses	Your School %	Project Average %
strongly agree / agree	510	64.80%	68.47%
disagree / strongly disagree	277	35.20%	31.53%


Question Name: OD7

Question: There are clear rules about student behavior

Question Responses: 787

Answer	Responses	Your School %	Project Average %
strongly agree / agree	604	76.75%	73.60%
disagree / strongly disagree	183	23.25%	26.40%

Question Name: OD10

Question: Students are rewarded for positive behavior 

Question Responses: 787

Answer	Responses	Your School %	Project Average %
strongly agree / agree	270	34.31%	38.79%
disagree / strongly disagree	517	65.69%	61.21%

Flag Answers: disagree / strongly disagree

Flag Threshold: 59.50%

ENVIRONMENT - PHYSICAL ENVIRONMENT

Question Name: PD3

Question: The school is usually clean and well-maintained

Question Responses: 756

Answer	Responses	Your School %	Project Average %
strongly agree / agree	424	56.08%	46.78%
disagree / strongly disagree	332	43.92%	53.22%

Question Name: PD6

Question: This school has a bright and pleasant appearance

Question Responses: 755

Answer	Responses	Your School %	Project Average %
strongly agree / agree	447	59.21%	47.22%
disagree / strongly disagree	308	40.79%	52.78%

ENVIRONMENT - SUPPORTIVE SERVICES

Question Name: SR1

Question: The school has programs to deal with violence and conflict between students

Question Responses: 778

Answer	Responses	Your School %	Project Average %
strongly agree / agree	449	57.71%	50.87%
disagree / strongly disagree	329	42.29%	49.13%

Question Name: SR4

Question: Students who need help for their problems are able to get help through school

Question Responses: 778

Answer	Responses	Your School %	Project Average %
strongly agree / agree	506	65.04%	64.18%
disagree / strongly disagree	272	34.96%	35.82%