



Executive Summary - 2017-2018 MS/HS Climate Survey- Spring

This report summarizes some of the main findings from the student data collected at your school. You are encouraged to review this Executive Summary in conjunction with the full data summary provided in the Quick Report. A flag  is provided by questions to indicate possible areas of concern. If no  is provided, then no areas were identified as areas of possible concern. The original question name from the full data summary appears after each question so that you can refer to those graphs for additional information.

School Name: Southern High School
Total Responses: Completed: 624
 Did Not Complete: 80
 Total: 704

SAFETY - PHYSICAL SAFETY

Question Name: SV1

Question: I feel safe at this school 

Question Responses: 672

Answer	Responses	Your School %	Project Average %
strongly agree / agree	487	72.47%	75.70%
disagree / strongly disagree	185	27.53%	24.30%

Flag Answers: disagree / strongly disagree

Flag Threshold: 21.00%

Question Name: SV12

Question Header: Based on your experience, how much of a problem at this school is


Question: Harassment or bullying of students

Question Responses: 671

Answer	Responses	Your School %	Project Average %
large problem / somewhat a problem	407	60.66%	50.29%
small problem / not a problem	264	39.34%	49.71%

SAFETY - BULLYING

Question Name: BU1

Question: During the current school year have you been bullied? 

Question Responses: 666

Answer	Responses	Your School %	Project Average %
Yes	189	28.38%	20.90%
No	477	71.62%	79.10%

Flag Answers: Yes

Flag Threshold: 26.90%

SAFETY - SOCIAL-EMOTIONAL WELLBEING

Question Name: EI1

Question: It is okay to hit someone if they hit me first

Question Responses: 640

Answer	Responses	Your School %	Project Average %
strongly agree / agree	465	72.66%	72.08%
disagree / strongly disagree	175	27.34%	27.92%

Question Name: EI12

Question: I feel depressed 

Question Responses: 640

Answer	Responses	Your School %	Project Average %
almost always / often	157	24.53%	23.84%
sometimes / never	483	75.47%	76.16%

Flag Answers: almost always / often

Flag Threshold: 18.00%

SAFETY - SUBSTANCE USE

Question Name: AD2

Question Header: During the past 30 days, how many days did you


Question: Have at least 1 drink of alcohol

Question Responses: 658

Answer	Responses	Your School %	Project Average %
0 days	444	67.48%	73.10%
1-2 days / 3-5 days / 6-9 days / 10-19 days / 20-29 days / all 30 days	214	32.52%	26.90%

ENGAGEMENT - RELATIONSHIPS AND CONNECTEDNESS

Question Name: CO1

Question: I feel like I belong 

Question Responses: 649

Answer	Responses	Your School %	Project Average %
strongly agree / agree	408	62.87%	66.15%
disagree / strongly disagree	241	37.13%	33.85%

Flag Answers: disagree / strongly disagree

Flag Threshold: 35.00%

Question Name: CO8

Question: My teachers care about me

Question Responses: 649

Answer	Responses	Your School %	Project Average %
strongly agree / agree	495	76.27%	75.71%
disagree / strongly disagree	154	23.73%	24.29%

ENGAGEMENT - SCHOOL PARTICIPATION AND ACADEMIC EMPHASIS


Question Name: SE7

Question: I like this school

Question Responses: 650

Answer	Responses	Your School %	Project Average %
strongly agree / agree	334	51.38%	60.57%
disagree / strongly disagree	316	48.62%	39.43%

Question Name: AE3

Question: My teachers encourage me to work hard in my classes 

Question Responses: 650

Answer	Responses	Your School %	Project Average %
strongly agree / agree	503	77.38%	78.71%
disagree / strongly disagree	147	22.62%	21.29%

Flag Answers: disagree / strongly disagree
Flag Threshold: 21.00%

ENGAGEMENT - PARENT INVOLVEMENT


Question Name: FI1

Question: My parent(s) or guardian(s) feels welcome at this school

Question Responses: 646

Answer	Responses	Your School %	Project Average %
strongly agree / agree	513	79.41%	77.53%
disagree / strongly disagree	133	20.59%	22.47%

Question Name: FI4

Question: The school tries to involve parents or guardians 


Question Responses: 646

Answer	Responses	Your School %	Project Average %
strongly agree / agree	364	56.35%	56.39%
disagree / strongly disagree	282	43.65%	43.61%

Flag Answers: disagree / strongly disagree
Flag Threshold: 40.00%

ENGAGEMENT - CULTURE OF INCLUSION AND EQUITY

Question Name: AE6


Question: Teachers believe all students can do well if they try 

Question Responses: 650

Answer	Responses	Your School %	Project Average %
strongly agree / agree	492	75.69%	77.61%
disagree / strongly disagree	158	24.31%	22.39%

Flag Answers: disagree / strongly disagree
Flag Threshold: 20.00%

Question Name: FC8

Question: The school provides instructional materials that reflect my culture, ethnicity, and identity 

Question Responses: 634

Answer	Responses	Your School %	Project Average %
strongly agree / agree	331	52.21%	54.34%
disagree / strongly disagree	303	47.79%	45.66%

Flag Answers: disagree / strongly disagree
Flag Threshold: 47.00%

ENVIRONMENT - ORDER AND DISCIPLINE

Question Name: OD5


Question: Disruptions by other students can get in the way of my learning 

Question Responses: 638

Answer	Responses	Your School %	Project Average %
strongly agree / agree	445	69.75%	68.47%
disagree / strongly disagree	193	30.25%	31.53%

Flag Answers: strongly agree / agree
Flag Threshold: 65.00%

Question Name: OD7


Question: There are clear rules about student behavior 

Question Responses: 638

Answer	Responses	Your School %	Project Average %
strongly agree / agree	469	73.51%	73.60%
disagree / strongly disagree	169	26.49%	26.40%

Flag Answers: disagree / strongly disagree
Flag Threshold: 25.00%

Question Name: OD10

Question: Students are rewarded for positive behavior 

Question Responses: 637

Answer	Responses	Your School %	Project Average %
strongly agree / agree	250	39.25%	38.79%
disagree / strongly disagree	387	60.75%	61.21%

Flag Answers: disagree / strongly disagree
Flag Threshold: 59.50%

ENVIRONMENT - PHYSICAL ENVIRONMENT

Question Name: PD3

Question: The school is usually clean and well-maintained

Question Responses: 620

Answer	Responses	Your School %	Project Average %
strongly agree / agree	319	51.45%	46.78%
disagree / strongly disagree	301	48.55%	53.22%

Question Name: PD6

Question: This school has a bright and pleasant appearance 


Question Responses: 619

Answer	Responses	Your School %	Project Average %
strongly agree / agree	215	34.73%	47.22%
disagree / strongly disagree	404	65.27%	52.78%

Flag Answers: disagree / strongly disagree
Flag Threshold: 62.00%

ENVIRONMENT - SUPPORTIVE SERVICES

Question Name: SR1

Question: The school has programs to deal with violence and conflict between students 

Question Responses: 632

Answer	Responses	Your School %	Project Average %
strongly agree / agree	297	46.99%	50.87%

disagree / strongly disagree 335 53.01% 49.13%

Flag Answers: disagree / strongly disagree

Flag Threshold: 52.00%

Question Name: SR4

Question: Students who need help for their problems are able to get help through school

Question Responses: 633

Answer	Responses	Your School %	Project Average %
strongly agree / agree	382	60.35%	64.18%
disagree / strongly disagree	251	39.65%	35.82%