



Executive Summary - 2017-2018 MS/HS Climate Survey- Spring

This report summarizes some of the main findings from the student data collected at your school. You are encouraged to review this Executive Summary in conjunction with the full data summary provided in the Quick Report. A flag  is provided by questions to indicate possible areas of concern. If no  is provided, then no areas were identified as areas of possible concern. The original question name from the full data summary appears after each question so that you can refer to those graphs for additional information.

School Name: Arundel Middle School
Total Responses: Completed: 844
 Did Not Complete: 164
 Total: 1008

SAFETY - PHYSICAL SAFETY

Question Name: SV1
Question: I feel safe at this school
Question Responses: 940

| Answer | Responses | Your School % | Project Average % |
|------------------------------|-----------|---------------|-------------------|
| strongly agree / agree | 802 | 85.32% | 76.28% |
| disagree / strongly disagree | 138 | 14.68% | 23.72% |

Question Name: SV12
Question Header: Based on your experience, how much of a problem at this school is
Question: Harassment or bullying of students
Question Responses: 939


| Answer | Responses | Your School % | Project Average % |
|------------------------------------|-----------|---------------|-------------------|
| large problem / somewhat a problem | 477 | 50.80% | 58.84% |
| small problem / not a problem | 462 | 49.20% | 41.16% |

SAFETY - BULLYING

Question Name: BU1
Question: During the current school year have you been bullied?
Question Responses: 928

| Answer | Responses | Your School % | Project Average % |
|--------|-----------|---------------|-------------------|
| Yes | 275 | 29.63% | 30.29% |
| No | 653 | 70.37% | 69.71% |

SAFETY - SOCIAL-EMOTIONAL WELLBEING

Question Name: EI1
Question: It is okay to hit someone if they hit me first 
Question Responses: 878

| Answer | Responses | Your School % | Project Average % |
|------------------------------|-----------|---------------|-------------------|
| strongly agree / agree | 543 | 61.85% | 62.15% |
| disagree / strongly disagree | 335 | 38.15% | 37.85% |

Flag Answers: strongly agree / agree
Flag Threshold: 61.00%

Question Name: EI12
Question: I feel depressed

Question Responses: 878

| Answer | Responses | Your School % | Project Average % |
|-----------------------|-----------|---------------|-------------------|
| almost always / often | 153 | 17.43% | 18.05% |
| sometimes / never | 725 | 82.57% | 81.95% |

SAFETY - SUBSTANCE USE**Question Name:** AD2**Question Header:** During the past 30 days, how many days did you**Question:** Have at least 1 drink of alcohol**Question Responses:** 917

| Answer | Responses | Your School % | Project Average % |
|--|-----------|---------------|-------------------|
| 0 days | 832 | 90.73% | 91.24% |
| 1-2 days / 3-5 days / 6-9 days / 10-19 days / 20-29 days / all 30 days | 85 | 9.27% | 8.76% |

ENGAGEMENT - RELATIONSHIPS AND CONNECTEDNESS**Question Name:** CO1**Question:** I feel like I belong**Question Responses:** 897

| Answer | Responses | Your School % | Project Average % |
|------------------------------|-----------|---------------|-------------------|
| strongly agree / agree | 668 | 74.47% | 68.70% |
| disagree / strongly disagree | 229 | 25.53% | 31.30% |

Question Name: CO8**Question:** My teachers care about me**Question Responses:** 897

| Answer | Responses | Your School % | Project Average % |
|------------------------------|-----------|---------------|-------------------|
| strongly agree / agree | 721 | 80.38% | 77.48% |
| disagree / strongly disagree | 176 | 19.62% | 22.52% |

ENGAGEMENT - SCHOOL PARTICIPATION AND ACADEMIC EMPHASIS**Question Name:** SE7**Question:** I like this school**Question Responses:** 897

| Answer | Responses | Your School % | Project Average % |
|------------------------------|-----------|---------------|-------------------|
| strongly agree / agree | 607 | 67.67% | 60.06% |
| disagree / strongly disagree | 290 | 32.33% | 39.94% |

Question Name: AE3**Question:** My teachers encourage me to work hard in my classes**Question Responses:** 897

| Answer | Responses | Your School % | Project Average % |
|------------------------------|-----------|---------------|-------------------|
| strongly agree / agree | 771 | 85.95% | 82.49% |
| disagree / strongly disagree | 126 | 14.05% | 17.51% |

ENGAGEMENT - PARENT INVOLVEMENT**Question Name:** FI1

Question: My parent(s) or guardian(s) feels welcome at this school

Question Responses: 888

| Answer | Responses | Your School % | Project Average % |
|------------------------------|-----------|---------------|-------------------|
| strongly agree / agree | 757 | 85.25% | 81.73% |
| disagree / strongly disagree | 131 | 14.75% | 18.27% |

Question Name: FI4

Question: The school tries to involve parents or guardians

Question Responses: 888

| Answer | Responses | Your School % | Project Average % |
|------------------------------|-----------|---------------|-------------------|
| strongly agree / agree | 639 | 71.96% | 68.12% |
| disagree / strongly disagree | 249 | 28.04% | 31.88% |

ENGAGEMENT - CULTURE OF INCLUSION AND EQUITY

Question Name: AE6

Question: Teachers believe all students can do well if they try

Question Responses: 897

| Answer | Responses | Your School % | Project Average % |
|------------------------------|-----------|---------------|-------------------|
| strongly agree / agree | 793 | 88.41% | 84.59% |
| disagree / strongly disagree | 104 | 11.59% | 15.41% |

Question Name: FC8

Question: The school provides instructional materials that reflect my culture, ethnicity, and identity

Question Responses: 863

| Answer | Responses | Your School % | Project Average % |
|------------------------------|-----------|---------------|-------------------|
| strongly agree / agree | 485 | 56.20% | 57.29% |
| disagree / strongly disagree | 378 | 43.80% | 42.71% |

ENVIRONMENT - ORDER AND DISCIPLINE

Question Name: OD5

Question: Disruptions by other students can get in the way of my learning

Question Responses: 872

| Answer | Responses | Your School % | Project Average % |
|------------------------------|-----------|---------------|-------------------|
| strongly agree / agree | 632 | 72.48% | 72.09% |
| disagree / strongly disagree | 240 | 27.52% | 27.91% |

Question Name: OD7

Question: There are clear rules about student behavior

Question Responses: 870

| Answer | Responses | Your School % | Project Average % |
|------------------------------|-----------|---------------|-------------------|
| strongly agree / agree | 721 | 82.87% | 77.98% |
| disagree / strongly disagree | 149 | 17.13% | 22.02% |

Question Name: OD10

Question: Students are rewarded for positive behavior


Question Responses: 870

| Answer | Responses | Your School % | Project Average % |
|------------------------|-----------|---------------|-------------------|
| strongly agree / agree | 510 | 58.62% | 50.32% |

disagree / strongly disagree 360 41.38% 49.68%

ENVIRONMENT - PHYSICAL ENVIRONMENT

Question Name: PD3

Question: The school is usually clean and well-maintained 

Question Responses: 839

| Answer | Responses | Your School % | Project Average % |
|------------------------------|-----------|---------------|-------------------|
| strongly agree / agree | 389 | 46.36% | 52.57% |
| disagree / strongly disagree | 450 | 53.64% | 47.43% |

Flag Answers: disagree / strongly disagree

Flag Threshold: 52.00%

Question Name: PD6

Question: This school has a bright and pleasant appearance

Question Responses: 837

| Answer | Responses | Your School % | Project Average % |
|------------------------------|-----------|---------------|-------------------|
| strongly agree / agree | 397 | 47.43% | 53.91% |
| disagree / strongly disagree | 440 | 52.57% | 46.09% |

ENVIRONMENT - SUPPORTIVE SERVICES

Question Name: SR1

Question: The school has programs to deal with violence and conflict between students

Question Responses: 861

| Answer | Responses | Your School % | Project Average % |
|------------------------------|-----------|---------------|-------------------|
| strongly agree / agree | 466 | 54.12% | 49.48% |
| disagree / strongly disagree | 395 | 45.88% | 50.52% |

Question Name: SR4

Question: Students who need help for their problems are able to get help through school

Question Responses: 862

| Answer | Responses | Your School % | Project Average % |
|------------------------------|-----------|---------------|-------------------|
| strongly agree / agree | 594 | 68.91% | 66.63% |
| disagree / strongly disagree | 268 | 31.09% | 33.37% |