



Executive Summary - 2017-2018 MS/HS Climate Survey- Spring

This report summarizes some of the main findings from the student data collected at your school. You are encouraged to review this Executive Summary in conjunction with the full data summary provided in the Quick Report. A flag  is provided by questions to indicate possible areas of concern. If no  is provided, then no areas were identified as areas of possible concern. The original question name from the full data summary appears after each question so that you can refer to those graphs for additional information.

School Name: Lindale Middle School

Total Responses: Completed: 812
Did Not Complete: 282
Total: 1094

SAFETY - PHYSICAL SAFETY

Question Name: SV1

Question: I feel safe at this school 

Question Responses: 948


Answer	Responses	Your School %	Project Average %
strongly agree / agree	537	56.65%	76.28%
disagree / strongly disagree	411	43.35%	23.72%

Flag Answers: disagree / strongly disagree

Flag Threshold: 21.00%

Question Name: SV12

Question Header: Based on your experience, how much of a problem at this school is

Question: Harassment or bullying of students 

Question Responses: 946


Answer	Responses	Your School %	Project Average %
large problem / somewhat a problem	714	75.48%	58.84%
small problem / not a problem	232	24.52%	41.16%

Flag Answers: large problem / somewhat a problem

Flag Threshold: 60.00%

SAFETY - BULLYING

Question Name: BU1

Question: During the current school year have you been bullied? 

Question Responses: 931

Answer	Responses	Your School %	Project Average %
Yes	327	35.12%	30.29%
No	604	64.88%	69.71%

Flag Answers: Yes

Flag Threshold: 34.00%

SAFETY - SOCIAL-EMOTIONAL WELLBEING

Question Name: EI1

Question: It is okay to hit someone if they hit me first 

Question Responses: 865

Answer	Responses	Your School %	Project Average %
--------	-----------	---------------	-------------------

strongly agree / agree	610	70.52%	62.15%
disagree / strongly disagree	255	29.48%	37.85%

Flag Answers: strongly agree / agree

Flag Threshold: 61.00%

Question Name: EI12

Question: I feel depressed 

Question Responses: 864

Answer	Responses	Your School %	Project Average %
almost always / often	178	20.60%	18.05%
sometimes / never	686	79.40%	81.95%

Flag Answers: almost always / often

Flag Threshold: 18.00%

SAFETY - SUBSTANCE USE

Question Name: AD2

Question Header: During the past 30 days, how many days did you

Question: Have at least 1 drink of alcohol

Question Responses: 911

Answer	Responses	Your School %	Project Average %
0 days	833	91.44%	91.24%
1-2 days / 3-5 days / 6-9 days / 10-19 days / 20-29 days / all 30 days	78	8.56%	8.76%

ENGAGEMENT - RELATIONSHIPS AND CONNECTEDNESS

Question Name: CO1

Question: I feel like I belong

Question Responses: 887

Answer	Responses	Your School %	Project Average %
strongly agree / agree	473	53.33%	68.70%
disagree / strongly disagree	414	46.67%	31.30%

Question Name: CO8

Question: My teachers care about me

Question Responses: 886

Answer	Responses	Your School %	Project Average %
strongly agree / agree	619	69.86%	77.48%
disagree / strongly disagree	267	30.14%	22.52%

ENGAGEMENT - SCHOOL PARTICIPATION AND ACADEMIC EMPHASIS

Question Name: SE7

Question: I like this school 

Question Responses: 887

Answer	Responses	Your School %	Project Average %
strongly agree / agree	325	36.64%	60.06%
disagree / strongly disagree	562	63.36%	39.94%

Flag Answers: disagree / strongly disagree

Flag Threshold: 63.00%

Question Name: AE3

Question: My teachers encourage me to work hard in my classes

Question Responses: 886

Answer	Responses	Your School %	Project Average %
strongly agree / agree	672	75.85%	82.49%
disagree / strongly disagree	214	24.15%	17.51%

ENGAGEMENT - PARENT INVOLVEMENT

Question Name: FI1

Question: My parent(s) or guardian(s) feels welcome at this school

Question Responses: 875

Answer	Responses	Your School %	Project Average %
strongly agree / agree	579	66.17%	81.73%
disagree / strongly disagree	296	33.83%	18.27%

Question Name: FI4

Question: The school tries to involve parents or guardians

Question Responses: 873

Answer	Responses	Your School %	Project Average %
strongly agree / agree	506	57.96%	68.12%
disagree / strongly disagree	367	42.04%	31.88%

ENGAGEMENT - CULTURE OF INCLUSION AND EQUITY

Question Name: AE6

Question: Teachers believe all students can do well if they try

Question Responses: 887

Answer	Responses	Your School %	Project Average %
strongly agree / agree	682	76.89%	84.59%
disagree / strongly disagree	205	23.11%	15.41%

Question Name: FC8

Question: The school provides instructional materials that reflect my culture, ethnicity, and identity

Question Responses: 829

Answer	Responses	Your School %	Project Average %
strongly agree / agree	369	44.51%	57.29%
disagree / strongly disagree	460	55.49%	42.71%

ENVIRONMENT - ORDER AND DISCIPLINE

Question Name: OD5

Question: Disruptions by other students can get in the way of my learning

Question Responses: 849

Answer	Responses	Your School %	Project Average %
strongly agree / agree	642	75.62%	72.09%
disagree / strongly disagree	207	24.38%	27.91%


Question Name: OD7

Question: There are clear rules about student behavior

Question Responses: 848

Answer	Responses	Your School %	Project Average %
strongly agree / agree	604	71.23%	77.98%
disagree / strongly disagree	244	28.77%	22.02%

Question Name: OD10

Question: Students are rewarded for positive behavior 

Question Responses: 848


Answer	Responses	Your School %	Project Average %
strongly agree / agree	406	47.88%	50.32%
disagree / strongly disagree	442	52.12%	49.68%

Flag Answers: disagree / strongly disagree

Flag Threshold: 52.00%

ENVIRONMENT - PHYSICAL ENVIRONMENT

Question Name: PD3

Question: The school is usually clean and well-maintained 

Question Responses: 790

Answer	Responses	Your School %	Project Average %
strongly agree / agree	230	29.11%	52.57%
disagree / strongly disagree	560	70.89%	47.43%

Flag Answers: disagree / strongly disagree

Flag Threshold: 52.00%

Question Name: PD6

Question: This school has a bright and pleasant appearance 

Question Responses: 789

Answer	Responses	Your School %	Project Average %
strongly agree / agree	302	38.28%	53.91%
disagree / strongly disagree	487	61.72%	46.09%

Flag Answers: disagree / strongly disagree

Flag Threshold: 56.00%

ENVIRONMENT - SUPPORTIVE SERVICES

Question Name: SR1

Question: The school has programs to deal with violence and conflict between students 

Question Responses: 829

Answer	Responses	Your School %	Project Average %
strongly agree / agree	324	39.08%	49.48%
disagree / strongly disagree	505	60.92%	50.52%

Flag Answers: disagree / strongly disagree

Flag Threshold: 57.00%

Question Name: SR4

Question: Students who need help for their problems are able to get help through school

Question Responses: 831

Answer	Responses	Your School %	Project Average %
strongly agree / agree	428	51.50%	66.63%
disagree / strongly disagree	403	48.50%	33.37%