



Executive Summary - 2017-2018 MS/HS Climate Survey- Spring

This report summarizes some of the main findings from the student data collected at your school. You are encouraged to review this Executive Summary in conjunction with the full data summary provided in the Quick Report. A flag  is provided by questions to indicate possible areas of concern. If no  is provided, then no areas were identified as areas of possible concern. The original question name from the full data summary appears after each question so that you can refer to those graphs for additional information.

School Name: Wiley H. Bates Middle School

Total Responses: Completed: 528
Did Not Complete: 84
Total: 612

SAFETY - PHYSICAL SAFETY

Question Name: SV1

Question: I feel safe at this school 

Question Responses: 568


Answer	Responses	Your School %	Project Average %
strongly agree / agree	412	72.54%	76.28%
disagree / strongly disagree	156	27.46%	23.72%

Flag Answers: disagree / strongly disagree

Flag Threshold: 21.00%

Question Name: SV12

Question Header: Based on your experience, how much of a problem at this school is

Question: Harassment or bullying of students 

Question Responses: 567


Answer	Responses	Your School %	Project Average %
large problem / somewhat a problem	379	66.84%	58.84%
small problem / not a problem	188	33.16%	41.16%

Flag Answers: large problem / somewhat a problem

Flag Threshold: 60.00%

SAFETY - BULLYING

Question Name: BU1

Question: During the current school year have you been bullied? 

Question Responses: 562

Answer	Responses	Your School %	Project Average %
Yes	212	37.72%	30.29%
No	350	62.28%	69.71%

Flag Answers: Yes

Flag Threshold: 34.00%

SAFETY - SOCIAL-EMOTIONAL WELLBEING

Question Name: EI1

Question: It is okay to hit someone if they hit me first

Question Responses: 539

Answer	Responses	Your School %	Project Average %
--------	-----------	---------------	-------------------

strongly agree / agree	319	59.18%	62.15%
disagree / strongly disagree	220	40.82%	37.85%

Question Name: EI12

Question: I feel depressed 

Question Responses: 540

Answer	Responses	Your School %	Project Average %
almost always / often	101	18.70%	18.05%
sometimes / never	439	81.30%	81.95%

Flag Answers: almost always / often

Flag Threshold: 18.00%

SAFETY - SUBSTANCE USE

Question Name: AD2

Question Header: During the past 30 days, how many days did you

Question: Have at least 1 drink of alcohol

Question Responses: 559

Answer	Responses	Your School %	Project Average %
0 days	487	87.12%	91.24%
1-2 days / 3-5 days / 6-9 days / 10-19 days / 20-29 days / all 30 days	72	12.88%	8.76%

ENGAGEMENT - RELATIONSHIPS AND CONNECTEDNESS

Question Name: CO1

Question: I feel like I belong

Question Responses: 552

Answer	Responses	Your School %	Project Average %
strongly agree / agree	370	67.03%	68.70%
disagree / strongly disagree	182	32.97%	31.30%

Question Name: CO8

Question: My teachers care about me

Question Responses: 550

Answer	Responses	Your School %	Project Average %
strongly agree / agree	396	72.00%	77.48%
disagree / strongly disagree	154	28.00%	22.52%

ENGAGEMENT - SCHOOL PARTICIPATION AND ACADEMIC EMPHASIS

Question Name: SE7

Question: I like this school

Question Responses: 554

Answer	Responses	Your School %	Project Average %
strongly agree / agree	305	55.05%	60.06%
disagree / strongly disagree	249	44.95%	39.94%

Question Name: AE3

Question: My teachers encourage me to work hard in my classes

Question Responses: 555

Answer	Responses	Your School %	Project Average %
strongly agree / agree	450	81.08%	82.49%
disagree / strongly disagree	105	18.92%	17.51%

ENGAGEMENT - PARENT INVOLVEMENT

Question Name: FI1

Question: My parent(s) or guardian(s) feels welcome at this school

Question Responses: 546

Answer	Responses	Your School %	Project Average %
strongly agree / agree	437	80.04%	81.73%
disagree / strongly disagree	109	19.96%	18.27%

Question Name: FI4

Question: The school tries to involve parents or guardians

Question Responses: 545

Answer	Responses	Your School %	Project Average %
strongly agree / agree	373	68.44%	68.12%
disagree / strongly disagree	172	31.56%	31.88%

ENGAGEMENT - CULTURE OF INCLUSION AND EQUITY

Question Name: AE6

Question: Teachers believe all students can do well if they try

Question Responses: 555

Answer	Responses	Your School %	Project Average %
strongly agree / agree	443	79.82%	84.59%
disagree / strongly disagree	112	20.18%	15.41%

Question Name: FC8

Question: The school provides instructional materials that reflect my culture, ethnicity, and identity

Question Responses: 531

Answer	Responses	Your School %	Project Average %
strongly agree / agree	314	59.13%	57.29%
disagree / strongly disagree	217	40.87%	42.71%

ENVIRONMENT - ORDER AND DISCIPLINE

Question Name: OD5

Question: Disruptions by other students can get in the way of my learning

Question Responses: 535

Answer	Responses	Your School %	Project Average %
strongly agree / agree	401	74.95%	72.09%
disagree / strongly disagree	134	25.05%	27.91%

Question Name: OD7

Question: There are clear rules about student behavior

Question Responses: 534

Answer	Responses	Your School %	Project Average %
strongly agree / agree	390	73.03%	77.98%

disagree / strongly disagree 144 26.97% 22.02%

Question Name: OD10


Question: Students are rewarded for positive behavior

Question Responses: 534

Answer	Responses	Your School %	Project Average %
strongly agree / agree	308	57.68%	50.32%
disagree / strongly disagree	226	42.32%	49.68%

ENVIRONMENT - PHYSICAL ENVIRONMENT

Question Name: PD3

Question: The school is usually clean and well-maintained 

Question Responses: 519

Answer	Responses	Your School %	Project Average %
strongly agree / agree	170	32.76%	52.57%
disagree / strongly disagree	349	67.24%	47.43%

Flag Answers: disagree / strongly disagree

Flag Threshold: 52.00%

Question Name: PD6

Question: This school has a bright and pleasant appearance 

Question Responses: 518

Answer	Responses	Your School %	Project Average %
strongly agree / agree	213	41.12%	53.91%
disagree / strongly disagree	305	58.88%	46.09%

Flag Answers: disagree / strongly disagree

Flag Threshold: 56.00%

ENVIRONMENT - SUPPORTIVE SERVICES

Question Name: SR1

Question: The school has programs to deal with violence and conflict between students

Question Responses: 530

Answer	Responses	Your School %	Project Average %
strongly agree / agree	253	47.74%	49.48%
disagree / strongly disagree	277	52.26%	50.52%

Question Name: SR4

Question: Students who need help for their problems are able to get help through school

Question Responses: 529

Answer	Responses	Your School %	Project Average %
strongly agree / agree	330	62.38%	66.63%
disagree / strongly disagree	199	37.62%	33.37%