


Establishing a Parent Portal Account

The Student/Parent Portal provides online access to student schedules, attendance, assignments, class grades, as well as report card grades. This allows parents/guardians to monitor students in Kindergarten through 12 progress to monitor student achievement. Students in grades 6 through 12 also have access to the student friendly version of the Parent Portal.

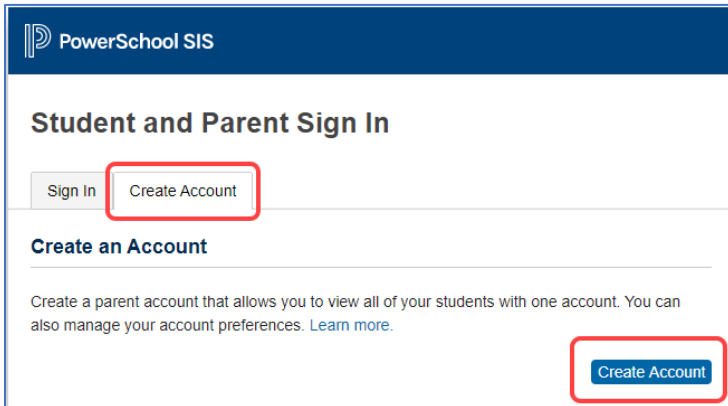


Prior to creating a Portal account, users must have the **Access ID** and **Access Password** provided by your child’s school of attendance.

Using a web browser such as Google Chrome, Edge, Firefox and/or Safari from a computer, laptop or tablet, enter www.aacps.org into the search bar.

From the AACPS Home page, click the **Student/Parent Portal** icon and then click the **Student and Parent Sign In** button.

Click the **Create Account** tab and then click the **Create Account** button.



Enter the required **Parent Account Details** information in the fields.

Name - First and last name.

Email - Student notifications related to your parent account are sent to this email address. **The email address must be unique. If Parent/Guardians share the same email address, there can only be one account.**

Desired Username - Your username is your unique PowerSchool identity.

Password - Your password must be at least 8 characters long, contain at least one uppercase and one lowercase letter, contain at least one number and at least one special character.

Passwords expire in 180 days. It is recommended that you keep your username and password private.

Linking Students to Account

The Access ID and Access Password provided by your child's school of attendance. Enter the **Student Name**, **Access ID**, **Access Password** and then select your **Relationship** you wish to add to your Parent Account.

Link Students to Account


Enter the Access ID, Access Password, and Relationship for each student you wish to add to your Parent Account

1

Student Name	Allyson Curran
Access ID	123456p
Access Password
Relationship	Mother <input type="checkbox"/>

Once you have completed entering the required information scroll down and click **Enter**. A confirmation is sent to your email address. Click the link within the email to sign into your PowerSchool account within 24 hours of receiving the message using your username and password. If the link has expired, you can request a new link be emailed to you.

Login using your newly created Parent Portal username and password.



Student and Parent Sign In

Sign In | Create Account

Username	mjcurran
Password

[Forgot Username or Password?](#)

Sign In

Click the **Forgot Username or Password?** link should you need to use the auto recovery feature in PowerSchool.

Click [here](#) to view additional Parent Portal user guides.