

# Parent Portal Mobile App

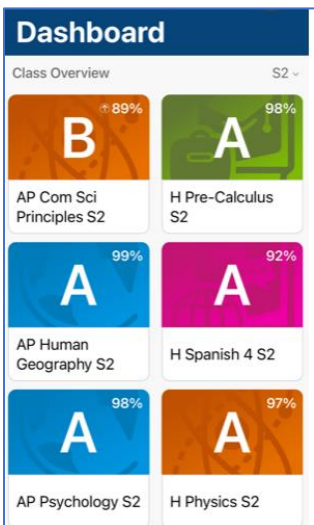
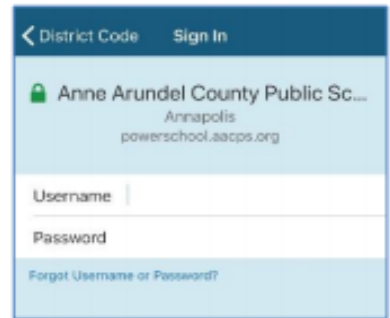


The Student/Parent Portal app is available on iOS (iPhone/iPad) or Android mobile devices and can be used to track your child’s academic progress, attendance, and grades. Parents can also submit absent and early dismissal electronic notes. Students in grades 5-12 have access to the Portal using their AACPS credentials.


**NOTE:** Parents must first create an account from a web browser before installing and using the mobile app.

In the App store search for PowerSchool and locate the app titled **PowerSchool Mobile**. The current version of PowerSchool Mobile for iOS (iPhone/iPad) is **23.12.1 (2)** (requires iOS version 10.0 or higher); the Android version is **2.4.0**.

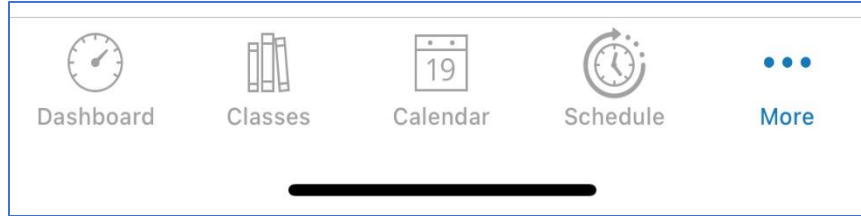
- Install the app on your device. Upon first opening the app, you will be asked to enter the district code.
- Enter **LTDJ** in the boxes that appear on the screen as shown and click **Continue**.
- At the **Sign In** screen, enter the **Username** and **Password** you created when you established your Parent Portal account. Click **Go**.
- The **Dashboard** is the default page of the app.



The **Class Overview** tab displays the student’s full schedule for the school year, by quarters or by semester by clicking the down arrow. Select a specific class to display the teacher information allowing you to email the teacher directly. From this individual class page, you can also see the current grade, assignments/grades, and absences.



If you have more than one child linked to your account, you can switch students by clicking on the down arrow to the right of the picture in the upper right-hand corner of the screen and selecting a different student.



Click **More** and select **Forms** to update student or parent consent forms. Click **More** and then **Account** to set up real-time **Notifications** and updates regarding grades and attendance. For further assistance with the app, click **More** in the lower right-hand corner and click **Help**.

To logout, click **More** in the lower right-hand corner and click Account. Once on the account menu, click **Sign Out** in the upper right-hand corner.

As with any mobile app, your child's privacy is limited to the user's ability to protect their device. If you log out of the app after every use, there is no way for another person to view your child's account without the proper login information.